



CERTIFICATION OF RETURNS
Nonpartisan General Election
May 24, 2022


COUNTY OF Evans
STATE OF GEORGIA

Upon certification:

We, the undersigned Board of Elections/Registrars, Superintendent/Supervisor of Elections and designees, do jointly and severally certify that the attached Election Results Summary is a true and correct count of the votes cast in this County for the candidates in the Nonpartisan General Election.

In TESTIMONY WHEREOF, we have hereunto set our hand, in ink, and official seal this 27 day of May, 2022.

Attest:


Superintendent/Supervisor of Elections

ATTACH EMS ELECTION SUMMARY/STATEMENT OF VOTES CAST

Attach copies to this consolidated certification and summary report and provide as follows:

1. Original: Secretary of State
2. Copy: Posted at the Elections Office
3. Copy: File in the permanent record in the Superintendent's Office
4. Copy: Clerk of Superior Court (Sealed) Pursuant to O.C.G.A § 21-2-500

Pursuant to O.C.G.A § 21-2-497

The formatting of this document may not be altered in any way



CERTIFICATION OF RETURNS
Republican General Primary
and Nonpartisan General Election
May 24, 2022


COUNTY OF Evans
STATE OF GEORGIA

Upon certification:

We, the undersigned Board of Elections/Registrars, Superintendent/Supervisor of Elections and designees, do jointly and severally certify that the attached Election Results Summary is a true and correct count of the votes cast in this County for the candidates in the Republican General Primary and Nonpartisan General Election.

In TESTIMONY WHEREOF, we have hereunto set our hand, in ink, and official seal this 27 day of May, 2022.

Attest:



Superintendent/Supervisor of Elections

ATTACH EMS ELECTION SUMMARY/STATEMENT OF VOTES CAST

Attach copies to this consolidated certification and summary report and provide as follows:

1. Original: Secretary of State
2. Copy: Posted at the Elections Office
3. Copy: File in the permanent record in the Superintendent's Office
4. Copy: Clerk of Superior Court (Sealed) Pursuant to O.C.G.A § 21-2-500

Pursuant to O.C.G.A § 21-2-497

The formatting of this document may not be altered in any way

This form Pursuant to O.C.G.A § 21-2-493.

G:\2022 Elections\Forms\Certification of Returns\Certification of Returns 2022 - Primaries.docx

Form# CERT_RTNS_PRIM-22




CERTIFICATION OF RETURNS
Democratic General Primary
and Nonpartisan General Election
May 24, 2022

COUNTY OF Evans
STATE OF GEORGIA

Upon certification:

We, the undersigned Board of Elections/Registrars, Superintendent/Supervisor of Elections and designees, do jointly and severally certify that the attached Election Results Summary is a true and correct count of the votes cast in this County for the candidates in the Democratic General Primary and Nonpartisan General Election.

In TESTIMONY WHEREOF, we have hereunto set our hand, in ink, and official seal this 27 day of May, 2022.

Attest:


Superintendent/Supervisor of Elections

ATTACH EMS ELECTION SUMMARY/STATEMENT OF VOTES CAST

Attach copies to this consolidated certification and summary report and provide as follows:

1. Original: Secretary of State
2. Copy: Posted at the Elections Office
3. Copy: File in the permanent record in the Superintendent's Office
4. Copy: Clerk of Superior Court (Sealed) Pursuant to O.C.G.A § 21-2-500

Pursuant to O.C.G.A § 21-2-497

The formatting of this document may not be altered in any way

CONSOLIDATED MUNICIPAL/COUNTY CERTIFICATION OF RETURNS FOR:

- SPECIAL ELECTION
- GENERAL ELECTION
- RUNOFF ELECTION

5/24/22
Date

City of Hagan
Municipality/County

Instructions: Prepare and print (4) copies of the Election Summary (county consolidated vote totals report that is generated by GEMS). Attach copies of this consolidated certification report as follows:

1. White sheet is attached to Election Summary and returned to Secretary of State.
2. Yellow sheet is attached to Election Summary and maintained by Superintendent.
3. Pink sheet is attached to Election Summary and sent to Clerk of Superior Court.
4. Goldenrod Copy is attached to Election Summary and immediately posted at the City Hall (city) or Courthouse (county)

ELECTION SUMMARY MUST BE ATTACHED TO THIS FORM

REFERENDUM QUESTIONS: Affix a copy of the complete wording of the question(s) as such appeared on the ballot.
SHORT TITLE OF QUESTION(S) AS SHOWN ON ATTACHED ELECTION SUMMARY:

QUESTION:

Sunday Sales of
Alcohol by the
Drink

QUESTION:

Alcohol Sales by
the Drink

This Referendum was held in accordance with
(Citation of Act calling for the Election):

This Referendum was held in accordance with
(Citation of Act calling for the Election):

Local Act No. _____ Year _____

Local Act No. _____ Year _____

Ga. Laws page No. _____

Ga. Laws page No. _____

We, the undersigned Superintendent/Supervisor of Elections and his/her Assistants, do jointly and severally certify that the attached Election Summary is a true and correct count of the votes cast in this City/County. In TESTIMONY WHEREOF, We have hereunto set our hands and seals this 27 day of May, 2022
SIGNED IN QUADRUPPLICATE.

April Rizzo Assistant
 _____ Assistant
 _____ Assistant
 _____ Assistant
 _____ Assistant

Adam McCay
 Superintendent/Supervisor Of Elections

CONSOLIDATED MUNICIPAL/COUNTY CERTIFICATION OF RETURNS FOR:

- SPECIAL ELECTION
- GENERAL ELECTION
- RUNOFF ELECTION

5/24/22
Date

City of Hagan
Municipality/County

Instructions: Prepare and print (4) copies of the Election Summary (county consolidated vote totals report that is generated by GEMS). Attach copies of this consolidated certification report as follows:

1. White sheet is attached to Election Summary and returned to Secretary of State.
2. Yellow sheet is attached to Election Summary and maintained by Superintendent.
3. Pink sheet is attached to Election Summary and sent to Clerk of Superior Court.
4. Goldenrod Copy is attached to Election Summary and immediately posted at the City Hall (city) or Courthouse (county)

ELECTION SUMMARY MUST BE ATTACHED TO THIS FORM

REFERENDUM QUESTIONS: Affix a copy of the complete wording of the question(s) as such appeared on the ballot.

SHORT TITLE OF QUESTION(S) AS SHOWN ON ATTACHED ELECTION SUMMARY:

QUESTION:

Sunday Alcohol
Package Sales

QUESTION:

This Referendum was held in accordance with
(Citation of Act calling for the Election):

Local Act No. _____ Year _____

Ga. Laws page No. _____

This Referendum was held in accordance with
(Citation of Act calling for the Election):

Local Act No. _____ Year _____

Ga. Laws page No. _____

We, the undersigned Superintendent/Supervisor of Elections and his/her Assistants, do jointly and severally certify that the attached Election Summary is a true and correct count of the votes cast in this City/County. In TESTIMONY WHEREOF, We have hereunto set our hands and seals this 27 day of May, 2022 SIGNED IN QUADRUPPLICATE.

April Puzo Assistant
____ Assistant
____ Assistant
____ Assistant
____ Assistant

[Signature]
Superintendent/Supervisor Of Elections

Election Summary Report

Closed Primary

Evans

May 24, 2022

Summary for: All Contests, All Districts, All Tabulators, All Counting Groups

OFFICIAL AND COMPLETE

Precincts Reported: 1 of 1 (100.00%)

Registered Voters: 1,858 of 6,089 (30.51%)

Ballots Cast: 1,858

US Senate - Rep (Vote for 1) REP

Precincts Reported: 1 of 1 (100.00%)

	Election Day	Advanced Voting	Absentee by Mail	Provisional	Total	
Times Cast	670	701	63	1	1,435 / 6,089	23.57%

Candidate	Party	Election Day	Advanced Voting	Absentee by Mail	Provisional	Total
Gary W. Black		98	121	20	0	239
Josh Clark		13	10	0	0	23
Kelvin King		11	3	1	0	15
Jonathan "Jon" McColum		8	9	0	0	17
Latham Saddler		14	10	0	0	24
Herschel Junior Walker		516	540	40	1	1,097
Total Votes		660	693	61	1	1,415

	Election Day	Advanced Voting	Absentee by Mail	Provisional	Total
Unresolved Write-In	0	0	0	0	0

US Senate - Dem (Vote for 1) DEM

Precincts Reported: 1 of 1 (100.00%)

	Election Day	Advanced Voting	Absentee by Mail	Provisional	Total	
Times Cast	143	213	49	0	405 / 6,089	6.65%

Candidate	Party	Election Day	Advanced Voting	Absentee by Mail	Provisional	Total
Tamara Johnson-Shealey		3	9	1	0	13
Raphael Warnock (I)		133	195	47	0	375
Total Votes		136	204	48	0	388

	Election Day	Advanced Voting	Absentee by Mail	Provisional	Total
Unresolved Write-In	0	0	0	0	0

Governor - Rep (Vote for 1) REP

Precincts Reported: 1 of 1 (100.00%)

		Election Day	Advanced Vot	Absentee by	Provisional	Total	
Times Cast		670	701	63	1	1,435 / 6,089	23.57%
Candidate	Party	Election Day	Advanced Voting	Absentee by Mail	Provisional	Total	
Catherine Davis		2	0	0	0	2	
Brian Kemp (I)		490	552	57	0	1,099	
David A. Perdue		140	115	6	1	262	
Kandiss Taylor		36	31	0	0	67	
Tom Williams		0	2	0	0	2	
Total Votes		668	700	63	1	1,432	
		Election Day	Advanced Voting	Absentee by Mail	Provisional	Total	
Unresolved Write-In		0	0	0	0	0	

Governor - Dem (Vote for 1) DEM

Precincts Reported: 1 of 1 (100.00%)

		Election Day	Advanced Vot	Absentee by	Provisional	Total	
Times Cast		143	213	49	0	405 / 6,089	6.65%
Candidate	Party	Election Day	Advanced Voting	Absentee by Mail	Provisional	Total	
Stacey Abrams		133	200	46	0	379	
Total Votes		133	200	46	0	379	
		Election Day	Advanced Voting	Absentee by Mail	Provisional	Total	
Unresolved Write-In		0	0	0	0	0	

Lieutenant Governor - Rep (Vote for 1) REP

Precincts Reported: 1 of 1 (100.00%)

		Election Day	Advanced Vot	Absentee by	Provisional	Total	
Times Cast		670	701	63	1	1,435 / 6,089	23.57%
Candidate	Party	Election Day	Advanced Voting	Absentee by Mail	Provisional	Total	
Burt Jones		272	283	31	1	587	
Mack McGregor		117	69	2	0	188	
Butch Miller		205	277	24	0	506	
Jeanne Seaver		40	35	0	0	75	
Total Votes		634	664	57	1	1,356	
		Election Day	Advanced Voting	Absentee by Mail	Provisional	Total	
Unresolved Write-In		0	0	0	0	0	

Lieutenant Governor - Dem (Vote for 1) DEM

Precincts Reported: 1 of 1 (100.00%)

		Election Day	Advanced Vot	Absentee by	Provisional	Total	
Times Cast		143	213	49	0	405 / 6,089	6.65%
Candidate	Party	Election Day	Advanced Voting	Absentee by Mail	Provisional	Total	
Erick E. Allen		20	21	6	0	47	
Charlie Bailey		30	34	6	0	70	
Tyrone Brooks, Jr.		17	38	5	0	60	
Tony Brown		13	15	1	0	29	
Kwanza Hall		23	35	15	0	73	
Jason T. Hayes		3	4	1	0	8	
Derrick L. Jackson		5	19	7	0	31	
R. Malik		3	4	0	0	7	
Renitta Shannon		9	16	3	0	28	
Total Votes		123	186	44	0	353	
		Election Day	Advanced Voting	Absentee by Mail	Provisional	Total	
Unresolved Write-In		0	0	0	0	0	

Secretary of State - Rep (Vote for 1) REP

Precincts Reported: 1 of 1 (100.00%)

		Election Day	Advanced Vot	Absentee by	Provisional	Total	
Times Cast		670	701	63	1	1,435 / 6,089	23.57%
Candidate	Party	Election Day	Advanced Voting	Absentee by Mail	Provisional	Total	
David C. Belle Isle		50	46	8	0	104	
Jody Hice		168	179	15	1	363	
T.J. Hudson		75	75	5	0	155	
Brad Raffensperger (I)		352	381	29	0	762	
Total Votes		645	681	57	1	1,384	
		Election Day	Advanced Voting	Absentee by Mail	Provisional	Total	
Unresolved Write-In		0	0	0	0	0	

Secretary of State - Dem (Vote for 1) DEM

Precincts Reported: 1 of 1 (100.00%)

		Election Day	Advanced Voting	Absentee by Mail	Provisional	Total	
Times Cast		143	213	49	0	405 / 6,089	6.65%
Candidate	Party	Election Day	Advanced Voting	Absentee by Mail	Provisional	Total	
Dee Dawkins-Haigler		16	23	12	0	51	
John Eaves		11	23	3	0	37	
Floyd Griffin		32	41	9	0	82	
Bee Nguyen		34	52	18	0	104	
Michael Owens		31	58	3	0	92	
Total Votes		124	197	45	0	366	
		Election Day	Advanced Voting	Absentee by Mail	Provisional	Total	
Unresolved Write-In		0	0	0	0	0	

Attorney General - Rep (Vote for 1) REP

Precincts Reported: 1 of 1 (100.00%)

		Election Day	Advanced Voting	Absentee by Mail	Provisional	Total	
Times Cast		670	701	63	1	1,435 / 6,089	23.57%
Candidate	Party	Election Day	Advanced Voting	Absentee by Mail	Provisional	Total	
Chris Carr (I)		500	528	45	0	1,073	
John Gordon		136	134	13	1	284	
Total Votes		636	662	58	1	1,357	
		Election Day	Advanced Voting	Absentee by Mail	Provisional	Total	
Unresolved Write-In		0	0	0	0	0	

Attorney General - Dem (Vote for 1) DEM

Precincts Reported: 1 of 1 (100.00%)

		Election Day	Advanced Voting	Absentee by Mail	Provisional	Total	
Times Cast		143	213	49	0	405 / 6,089	6.65%
Candidate	Party	Election Day	Advanced Voting	Absentee by Mail	Provisional	Total	
Jennifer "Jen" Jordan		98	139	23	0	260	
Christian Wise Smith		27	56	19	0	102	
Total Votes		125	195	42	0	362	
		Election Day	Advanced Voting	Absentee by Mail	Provisional	Total	
Unresolved Write-In		0	0	0	0	0	

Commissioner of Agriculture - Rep (Vote for 1) REP

Precincts Reported: 1 of 1 (100.00%)

		Election Day	Advanced Vot	Absentee by	Provisional	Total	
Times Cast		670	701	63	1	1,435 / 6,089	23.57%
Candidate	Party	Election Day	Advanced Voting	Absentee by Mail	Provisional	Total	
Tyler Harper		579	601	50	1	1,231	
Total Votes		579	601	50	1	1,231	
		Election Day	Advanced Voting	Absentee by Mail	Provisional	Total	
Unresolved Write-In		0	0	0	0	0	

Commissioner of Agriculture - Dem (Vote for 1) DEM

Precincts Reported: 1 of 1 (100.00%)

		Election Day	Advanced Vot	Absentee by	Provisional	Total	
Times Cast		143	213	49	0	405 / 6,089	6.65%
Candidate	Party	Election Day	Advanced Voting	Absentee by Mail	Provisional	Total	
Winfred Dukes		39	75	14	0	128	
Nakita Hemingway		51	84	22	0	157	
Fred Swann		25	34	7	0	66	
Total Votes		115	193	43	0	351	
		Election Day	Advanced Voting	Absentee by Mail	Provisional	Total	
Unresolved Write-In		0	0	0	0	0	

Commissioner of Insurance - Rep (Vote for 1) REP

Precincts Reported: 1 of 1 (100.00%)

		Election Day	Advanced Vot	Absentee by	Provisional	Total	
Times Cast		670	701	63	1	1,435 / 6,089	23.57%
Candidate	Party	Election Day	Advanced Voting	Absentee by Mail	Provisional	Total	
Ben Cowart		95	99	4	1	199	
John King (I)		452	486	44	0	982	
Patrick Witt		76	68	9	0	153	
Total Votes		623	653	57	1	1,334	
		Election Day	Advanced Voting	Absentee by Mail	Provisional	Total	
Unresolved Write-In		0	0	0	0	0	

Commissioner of Insurance - Dem (Vote for 1) DEM

Precincts Reported: 1 of 1 (100.00%)

		Election Day	Advanced Voting	Absentee by Mail	Provisional	Total	
Times Cast		143	213	49	0	405 / 6,089	6.65%
Candidate	Party	Election Day	Advanced Voting	Absentee by Mail	Provisional	Total	
Raphael Baker		60	96	17	0	173	
Janice Laws Robinson		41	78	17	0	136	
Matthew Wilson		18	25	9	0	52	
Total Votes		119	199	43	0	361	
		Election Day	Advanced Voting	Absentee by Mail	Provisional	Total	
Unresolved Write-In		0	0	0	0	0	

State School Superintendent - Rep (Vote for 1) REP

Precincts Reported: 1 of 1 (100.00%)

		Election Day	Advanced Voting	Absentee by Mail	Provisional	Total	
Times Cast		670	701	63	1	1,435 / 6,089	23.57%
Candidate	Party	Election Day	Advanced Voting	Absentee by Mail	Provisional	Total	
John D. Barge		128	148	8	1	285	
Richard Woods (I)		491	513	49	0	1,053	
Total Votes		619	661	57	1	1,338	
		Election Day	Advanced Voting	Absentee by Mail	Provisional	Total	
Unresolved Write-In		0	0	0	0	0	

State School Superintendent - Dem (Vote for 1) DEM

Precincts Reported: 1 of 1 (100.00%)

		Election Day	Advanced Voting	Absentee by Mail	Provisional	Total	
Times Cast		143	213	49	0	405 / 6,089	6.65%
Candidate	Party	Election Day	Advanced Voting	Absentee by Mail	Provisional	Total	
Currey Hitchens		15	32	3	0	50	
Jaha V. Howard		30	39	12	0	81	
James Morrow, Jr.		20	36	9	0	65	
Alisha Thomas Searcy		56	89	17	0	162	
Total Votes		121	196	41	0	358	
		Election Day	Advanced Voting	Absentee by Mail	Provisional	Total	
Unresolved Write-In		0	0	0	0	0	

Commissioner of Labor - Rep (Vote for 1) REP

Precincts Reported: 1 of 1 (100.00%)

Times Cast	Election Day	Advanced Voting	Absentee by Mail	Provisional	Total	
670	701	63	1	1,435 / 6,089	23.57%	
Candidate	Party	Election Day	Advanced Voting	Absentee by Mail	Provisional	Total
Kartik Bhatt		35	21	3	0	59
Mike Coan		137	165	10	0	312
Bruce Thompson		402	416	33	1	852
Total Votes		574	602	46	1	1,223
Unresolved Write-In	Election Day	Advanced Voting	Absentee by Mail	Provisional	Total	
0	0	0	0	0	0	

Commissioner of Labor - Dem (Vote for 1) DEM

Precincts Reported: 1 of 1 (100.00%)

Times Cast	Election Day	Advanced Voting	Absentee by Mail	Provisional	Total	
143	213	49	0	405 / 6,089	6.65%	
Candidate	Party	Election Day	Advanced Voting	Absentee by Mail	Provisional	Total
William "Will" Boddie, Jr.		18	33	9	0	60
Thomas Dean		19	25	6	0	50
Nicole Horn		16	31	5	0	52
Lester G. Jackson III		55	90	18	0	163
Nadia Surrency		14	18	6	0	38
Total Votes		122	197	44	0	363
Unresolved Write-In	Election Day	Advanced Voting	Absentee by Mail	Provisional	Total	
0	0	0	0	0	0	

PSC - District 2 - Rep (Vote for 1) REP

Precincts Reported: 1 of 1 (100.00%)

Times Cast	Election Day	Advanced Voting	Absentee by Mail	Provisional	Total	
670	701	63	1	1,435 / 6,089	23.57%	
Candidate	Party	Election Day	Advanced Voting	Absentee by Mail	Provisional	Total
Tim Echols (I)		581	594	50	1	1,226
Total Votes		581	594	50	1	1,226
Unresolved Write-In	Election Day	Advanced Voting	Absentee by Mail	Provisional	Total	
0	0	0	0	0	0	

PSC - District 2 - Dem (Vote for 1) DEM

Precincts Reported: 1 of 1 (100.00%)

	Election Day	Advanced Voting	Absentee by Mail	Provisional	Total	
Times Cast	143	213	49	0	405 / 6,089	6.65%

Candidate	Party	Election Day	Advanced Voting	Absentee by Mail	Provisional	Total
Patty Durand		45	93	23	0	161
Russell Edwards		72	100	19	0	191
Total Votes		117	193	42	0	352

	Election Day	Advanced Voting	Absentee by Mail	Provisional	Total
Unresolved Write-In	0	0	0	0	0

PSC - District 3 - Rep (Vote for 1) REP

Precincts Reported: 1 of 1 (100.00%)

	Election Day	Advanced Voting	Absentee by Mail	Provisional	Total	
Times Cast	670	701	63	1	1,435 / 6,089	23.57%

Candidate	Party	Election Day	Advanced Voting	Absentee by Mail	Provisional	Total
Fitz Johnson (I)		569	585	51	1	1,206
Total Votes		569	585	51	1	1,206

	Election Day	Advanced Voting	Absentee by Mail	Provisional	Total
Unresolved Write-In	0	0	0	0	0

PSC - District 3 - Dem (Vote for 1) DEM

Precincts Reported: 1 of 1 (100.00%)

	Election Day	Advanced Voting	Absentee by Mail	Provisional	Total	
Times Cast	143	213	49	0	405 / 6,089	6.65%

Candidate	Party	Election Day	Advanced Voting	Absentee by Mail	Provisional	Total
Shelia Edwards		64	134	26	0	224
Chandra Farley		37	29	12	0	78
Missy Moore		17	36	4	0	57
Total Votes		118	199	42	0	359

	Election Day	Advanced Voting	Absentee by Mail	Provisional	Total
Unresolved Write-In	0	0	0	0	0

US House of Representatives - District 12 - Rep (Vote for 1) REP

Precincts Reported: 1 of 1 (100.00%)

		Election Day	Advanced Voting	Absentee by Mail	Provisional	Total	
Times Cast		670	701	63	1	1,435 / 6,089	23.57%
Candidate	Party	Election Day	Advanced Voting	Absentee by Mail	Provisional	Total	
Rick W. Allen (I)		596	615	54	1	1,266	
Total Votes		596	615	54	1	1,266	
		Election Day	Advanced Voting	Absentee by Mail	Provisional	Total	
Unresolved Write-In		0	0	0	0	0	

US House of Representatives - District 12 - Dem (Vote for 1) DEM

Precincts Reported: 1 of 1 (100.00%)

		Election Day	Advanced Voting	Absentee by Mail	Provisional	Total	
Times Cast		143	213	49	0	405 / 6,089	6.65%
Candidate	Party	Election Day	Advanced Voting	Absentee by Mail	Provisional	Total	
Elizabeth 'Liz' Johnson		122	189	37	0	348	
Total Votes		122	189	37	0	348	
		Election Day	Advanced Voting	Absentee by Mail	Provisional	Total	
Unresolved Write-In		0	0	0	0	0	

State Senate - District 4 - Rep (Vote for 1) REP

Precincts Reported: 1 of 1 (100.00%)

		Election Day	Advanced Voting	Absentee by Mail	Provisional	Total	
Times Cast		670	701	63	1	1,435 / 6,089	23.57%
Candidate	Party	Election Day	Advanced Voting	Absentee by Mail	Provisional	Total	
Billy Hickman (I)		600	615	55	1	1,271	
Total Votes		600	615	55	1	1,271	
		Election Day	Advanced Voting	Absentee by Mail	Provisional	Total	
Unresolved Write-In		0	0	0	0	0	

State House of Representatives - District 157 - Rep (Vote for 1) REP

Precincts Reported: 1 of 1 (100.00%)

		Election Day	Advanced Vot	Absentee by	Provisional	Total	
Times Cast		670	701	63	1	1,435 / 6,089	23.57%
Candidate	Party	Election Day	Advanced Voting	Absentee by Mail	Provisional	Total	
William "Bill" Werkheiser (I)		601	597	55	1	1,254	
Total Votes		601	597	55	1	1,254	
		Election Day	Advanced Voting	Absentee by Mail	Provisional	Total	
Unresolved Write-In		0	0	0	0	0	

District Attorney - Atlantic Judicial Circuit - Rep (Vote for 1) REP

Precincts Reported: 1 of 1 (100.00%)

		Election Day	Advanced Vot	Absentee by	Provisional	Total	
Times Cast		670	701	63	1	1,435 / 6,089	23.57%
Candidate	Party	Election Day	Advanced Voting	Absentee by Mail	Provisional	Total	
Billy Joe Nelson, Jr.		571	590	49	1	1,211	
Total Votes		571	590	49	1	1,211	
		Election Day	Advanced Voting	Absentee by Mail	Provisional	Total	
Unresolved Write-In		0	0	0	0	0	

County Comm Dist 1 - Dem (Vote for 1) DEM

Precincts Reported: 1 of 1 (100.00%)

		Election Day	Advanced Vot	Absentee by	Provisional	Total	
Times Cast		28	51	16	0	95 / 698	13.61%
Candidate	Party	Election Day	Advanced Voting	Absentee by Mail	Provisional	Total	
Shela Holland (I)		24	43	13	0	80	
Total Votes		24	43	13	0	80	
		Election Day	Advanced Voting	Absentee by Mail	Provisional	Total	
Unresolved Write-In		0	0	0	0	0	

County Comm Dist 3 - Rep (Vote for 1) REP

Precincts Reported: 1 of 1 (100.00%)

		Election Day	Advanced Vot	Absentee by	Provisional	Total	
Times Cast		150	148	5	1	304 / 1,044	29.12%
Candidate	Party	Election Day	Advanced Voting	Absentee by Mail	Provisional	Total	
Tony Lewis (I)		128	133	5	1	267	
Total Votes		128	133	5	1	267	
		Election Day	Advanced Voting	Absentee by Mail	Provisional	Total	
Unresolved Write-In		0	0	0	0	0	

County Comm Dist 5 - Rep (Vote for 1) REP

Precincts Reported: 1 of 1 (100.00%)

		Election Day	Advanced Vot	Absentee by	Provisional	Total	
Times Cast		195	203	21	0	419 / 1,209	34.66%
Candidate	Party	Election Day	Advanced Voting	Absentee by Mail	Provisional	Total	
Neal P. Hammack		168	178	18	0	364	
Total Votes		168	178	18	0	364	
		Election Day	Advanced Voting	Absentee by Mail	Provisional	Total	
Unresolved Write-In		0	0	0	0	0	

Rep Party Question 1 (Vote for 1) REP

Precincts Reported: 1 of 1 (100.00%)

		Election Day	Advanced Vot	Absentee by	Provisional	Total	
Times Cast		670	701	63	1	1,435 / 6,089	23.57%
Candidate	Party	Election Day	Advanced Voting	Absentee by Mail	Provisional	Total	
Yes		639	666	55	1	1,361	
No		19	24	0	0	43	
Total Votes		658	690	55	1	1,404	
		Election Day	Advanced Voting	Absentee by Mail	Provisional	Total	
Unresolved Write-In		0	0	0	0	0	

Rep Party Question 2 (Vote for 1) REP

Precincts Reported: 1 of 1 (100.00%)

		Election Day	Advanced Voting	Absentee by Mail	Provisional	Total	
Times Cast		670	701	63	1	1,435 / 6,089	23.57%
Candidate	Party	Election Day	Advanced Voting	Absentee by Mail	Provisional	Total	
Yes		507	546	40	1	1,094	
No		146	133	12	0	291	
Total Votes		653	679	52	1	1,385	
		Election Day	Advanced Voting	Absentee by Mail	Provisional	Total	
Unresolved Write-In		0	0	0	0	0	

Rep Party Question 3 (Vote for 1) REP

Precincts Reported: 1 of 1 (100.00%)

		Election Day	Advanced Voting	Absentee by Mail	Provisional	Total	
Times Cast		670	701	63	1	1,435 / 6,089	23.57%
Candidate	Party	Election Day	Advanced Voting	Absentee by Mail	Provisional	Total	
Yes		557	585	49	1	1,192	
No		88	86	3	0	177	
Total Votes		645	671	52	1	1,369	
		Election Day	Advanced Voting	Absentee by Mail	Provisional	Total	
Unresolved Write-In		0	0	0	0	0	

Rep Party Question 4 (Vote for 1) REP

Precincts Reported: 1 of 1 (100.00%)

		Election Day	Advanced Voting	Absentee by Mail	Provisional	Total	
Times Cast		670	701	63	1	1,435 / 6,089	23.57%
Candidate	Party	Election Day	Advanced Voting	Absentee by Mail	Provisional	Total	
Yes		539	580	45	1	1,165	
No		82	76	8	0	166	
Total Votes		621	656	53	1	1,331	
		Election Day	Advanced Voting	Absentee by Mail	Provisional	Total	
Unresolved Write-In		0	0	0	0	0	

Rep Party Question 5 (Vote for 1) REP

Precincts Reported: 1 of 1 (100.00%)

		Election Day	Advanced Voting	Absentee by Mail	Provisional	Total	
Times Cast		670	701	63	1	1,435 / 6,089	23.57%
Candidate	Party	Election Day	Advanced Voting	Absentee by Mail	Provisional	Total	
Yes		13	10	0	0	23	
No		641	673	56	1	1,371	
Total Votes		654	683	56	1	1,394	
		Election Day	Advanced Voting	Absentee by Mail	Provisional	Total	
Unresolved Write-In		0	0	0	0	0	

Rep Party Question 6 (Vote for 1) REP

Precincts Reported: 1 of 1 (100.00%)

		Election Day	Advanced Voting	Absentee by Mail	Provisional	Total	
Times Cast		670	701	63	1	1,435 / 6,089	23.57%
Candidate	Party	Election Day	Advanced Voting	Absentee by Mail	Provisional	Total	
Yes		637	660	54	1	1,352	
No		13	21	2	0	36	
Total Votes		650	681	56	1	1,388	
		Election Day	Advanced Voting	Absentee by Mail	Provisional	Total	
Unresolved Write-In		0	0	0	0	0	

Rep Party Question 7 (Vote for 1) REP

Precincts Reported: 1 of 1 (100.00%)

		Election Day	Advanced Voting	Absentee by Mail	Provisional	Total	
Times Cast		670	701	63	1	1,435 / 6,089	23.57%
Candidate	Party	Election Day	Advanced Voting	Absentee by Mail	Provisional	Total	
Yes		593	609	44	1	1,247	
No		58	71	10	0	139	
Total Votes		651	680	54	1	1,386	
		Election Day	Advanced Voting	Absentee by Mail	Provisional	Total	
Unresolved Write-In		0	0	0	0	0	

Rep Party Question 8 (Vote for 1) REP

Precincts Reported: 1 of 1 (100.00%)

		Election Day	Advanced Vot	Absentee by	Provisional	Total	
Times Cast		670	701	63	1	1,435 / 6,089	23.57%
Candidate	Party	Election Day	Advanced Voting	Absentee by Mail	Provisional	Total	
Yes		466	488	30	1	985	
No		164	169	18	0	351	
Total Votes		630	657	48	1	1,336	
		Election Day	Advanced Voting	Absentee by Mail	Provisional	Total	
Unresolved Write-In		0	0	0	0	0	

Dem Party Question 1 (Vote for 1) DEM

Precincts Reported: 1 of 1 (100.00%)

		Election Day	Advanced Vot	Absentee by	Provisional	Total	
Times Cast		143	213	49	0	405 / 6,089	6.65%
Candidate	Party	Election Day	Advanced Voting	Absentee by Mail	Provisional	Total	
Yes		115	180	39	0	334	
No		24	29	6	0	59	
Total Votes		139	209	45	0	393	
		Election Day	Advanced Voting	Absentee by Mail	Provisional	Total	
Unresolved Write-In		0	0	0	0	0	

Dem Party Question 2 (Vote for 1) DEM

Precincts Reported: 1 of 1 (100.00%)

		Election Day	Advanced Vot	Absentee by	Provisional	Total	
Times Cast		143	213	49	0	405 / 6,089	6.65%
Candidate	Party	Election Day	Advanced Voting	Absentee by Mail	Provisional	Total	
Yes		123	193	42	0	358	
No		15	15	5	0	35	
Total Votes		138	208	47	0	393	
		Election Day	Advanced Voting	Absentee by Mail	Provisional	Total	
Unresolved Write-In		0	0	0	0	0	

Dem Party Question 3 (Vote for 1) DEM

Precincts Reported: 1 of 1 (100.00%)

		Election Day	Advanced Voting	Absentee by Mail	Provisional	Total	
Times Cast		143	213	49	0	405 / 6,089	6.65%
Candidate	Party	Election Day	Advanced Voting	Absentee by Mail	Provisional	Total	
Yes		133	195	45	0	373	
No		5	11	2	0	18	
Total Votes		138	206	47	0	391	
		Election Day	Advanced Voting	Absentee by Mail	Provisional	Total	
Unresolved Write-In		0	0	0	0	0	

Dem Party Question 4 (Vote for 1) DEM

Precincts Reported: 1 of 1 (100.00%)

		Election Day	Advanced Voting	Absentee by Mail	Provisional	Total	
Times Cast		143	213	49	0	405 / 6,089	6.65%
Candidate	Party	Election Day	Advanced Voting	Absentee by Mail	Provisional	Total	
Yes		111	168	37	0	316	
No		24	34	8	0	66	
Total Votes		135	202	45	0	382	
		Election Day	Advanced Voting	Absentee by Mail	Provisional	Total	
Unresolved Write-In		0	0	0	0	0	

Dem Party Question 5 (Vote for 1) DEM

Precincts Reported: 1 of 1 (100.00%)

		Election Day	Advanced Voting	Absentee by Mail	Provisional	Total	
Times Cast		143	213	49	0	405 / 6,089	6.65%
Candidate	Party	Election Day	Advanced Voting	Absentee by Mail	Provisional	Total	
Yes		123	179	36	0	338	
No		15	26	8	0	49	
Total Votes		138	205	44	0	387	
		Election Day	Advanced Voting	Absentee by Mail	Provisional	Total	
Unresolved Write-In		0	0	0	0	0	

Dem Party Question 6 (Vote for 1) DEM

Precincts Reported: 1 of 1 (100.00%)

		Election Day	Advanced Voting	Absentee by Mail	Provisional	Total	
Times Cast		143	213	49	0	405 / 6,089	6.65%
Candidate	Party	Election Day	Advanced Voting	Absentee by Mail	Provisional	Total	
Yes		128	193	45	0	366	
No		7	14	2	0	23	
Total Votes		135	207	47	0	389	
		Election Day	Advanced Voting	Absentee by Mail	Provisional	Total	
Unresolved Write-In		0	0	0	0	0	

Dem Party Question 7 (Vote for 1) DEM

Precincts Reported: 1 of 1 (100.00%)

		Election Day	Advanced Voting	Absentee by Mail	Provisional	Total	
Times Cast		143	213	49	0	405 / 6,089	6.65%
Candidate	Party	Election Day	Advanced Voting	Absentee by Mail	Provisional	Total	
Yes		122	185	39	0	346	
No		15	22	6	0	43	
Total Votes		137	207	45	0	389	
		Election Day	Advanced Voting	Absentee by Mail	Provisional	Total	
Unresolved Write-In		0	0	0	0	0	

Dem Party Question 8 (Vote for 1) DEM

Precincts Reported: 1 of 1 (100.00%)

		Election Day	Advanced Voting	Absentee by Mail	Provisional	Total	
Times Cast		143	213	49	0	405 / 6,089	6.65%
Candidate	Party	Election Day	Advanced Voting	Absentee by Mail	Provisional	Total	
Yes		88	128	27	0	243	
No		49	79	19	0	147	
Total Votes		137	207	46	0	390	
		Election Day	Advanced Voting	Absentee by Mail	Provisional	Total	
Unresolved Write-In		0	0	0	0	0	

Dem Party Question 9 (Vote for 1) DEM

Precincts Reported: 1 of 1 (100.00%)

		Election Day	Advanced Vot	Absentee by	Provisional	Total	
Times Cast		143	213	49	0	405 / 6,089	6.65%
Candidate	Party	Election Day	Advanced Voting	Absentee by Mail	Provisional	Total	
Yes		129	191	43	0	363	
No		6	13	1	0	20	
Total Votes		135	204	44	0	383	
		Election Day	Advanced Voting	Absentee by Mail	Provisional	Total	
Unresolved Write-In		0	0	0	0	0	

Justice - Supreme Court of Georgia (Colvin) (Vote for 1) NP

Precincts Reported: 1 of 1 (100.00%)

		Election Day	Advanced Vot	Absentee by	Provisional	Total	
Times Cast		822	922	113	1	1,858 / 6,089	30.51%
Candidate	Party	Election Day	Advanced Voting	Absentee by Mail	Provisional	Total	
Veronica Brinson		184	230	26	1	441	
Verda M. Colvin (I)		504	563	72	0	1,139	
Total Votes		688	793	98	1	1,580	
		Election Day	Advanced Voting	Absentee by Mail	Provisional	Total	
Unresolved Write-In		2	4	0	0	6	

Justice - Supreme Court of Georgia (LaGrua) (Vote for 1) NP

Precincts Reported: 1 of 1 (100.00%)

		Election Day	Advanced Vot	Absentee by	Provisional	Total	
Times Cast		822	922	113	1	1,858 / 6,089	30.51%
Candidate	Party	Election Day	Advanced Voting	Absentee by Mail	Provisional	Total	
Shawn Ellen LaGrua (I)		677	756	88	0	1,521	
Total Votes		677	756	88	0	1,521	
		Election Day	Advanced Voting	Absentee by Mail	Provisional	Total	
Unresolved Write-In		1	5	1	0	7	

Justice - Supreme Court of Georgia (McMillian) (Vote for 1) NP

Precincts Reported: 1 of 1 (100.00%)

		Election Day	Advanced Voting	Absentee by Mail	Provisional	Total	
Times Cast		822	922	113	1	1,858 / 6,089	30.51%
Candidate	Party	Election Day	Advanced Voting	Absentee by Mail	Provisional	Total	
Carla McMillian (I)		675	762	89	0	1,526	
Total Votes		675	762	89	0	1,526	
		Election Day	Advanced Voting	Absentee by Mail	Provisional	Total	
Unresolved Write-In		2	1	0	0	3	

Judge - Court of Appeals of Georgia (Barnes) (Vote for 1) NP

Precincts Reported: 1 of 1 (100.00%)

		Election Day	Advanced Voting	Absentee by Mail	Provisional	Total	
Times Cast		822	922	113	1	1,858 / 6,089	30.51%
Candidate	Party	Election Day	Advanced Voting	Absentee by Mail	Provisional	Total	
Anne Elizabeth Barnes (I)		675	760	88	0	1,523	
Total Votes		675	760	88	0	1,523	
		Election Day	Advanced Voting	Absentee by Mail	Provisional	Total	
Unresolved Write-In		1	1	3	0	5	

Judge - Court of Appeals of Georgia (McFadden) (Vote for 1) NP

Precincts Reported: 1 of 1 (100.00%)

		Election Day	Advanced Voting	Absentee by Mail	Provisional	Total	
Times Cast		822	922	113	1	1,858 / 6,089	30.51%
Candidate	Party	Election Day	Advanced Voting	Absentee by Mail	Provisional	Total	
Chris McFadden (I)		681	771	87	0	1,539	
Total Votes		681	771	87	0	1,539	
		Election Day	Advanced Voting	Absentee by Mail	Provisional	Total	
Unresolved Write-In		1	0	2	0	3	

Judge - Court of Appeals of Georgia (Pipkin) (Vote for 1) NP

Precincts Reported: 1 of 1 (100.00%)

		Election Day	Advanced Voting	Absentee by Mail	Provisional	Total	
Times Cast		822	922	113	1	1,858 / 6,089	30.51%
Candidate	Party	Election Day	Advanced Voting	Absentee by Mail	Provisional	Total	
Trea Pipkin (I)		667	752	89	0	1,508	
Total Votes		667	752	89	0	1,508	
		Election Day	Advanced Voting	Absentee by Mail	Provisional	Total	
Unresolved Write-In		1	4	1	0	6	

Judge - Superior Court - Atlantic Judicial Circuit (Cheney) (Vote for 1) NP

Precincts Reported: 1 of 1 (100.00%)

		Election Day	Advanced Voting	Absentee by Mail	Provisional	Total	
Times Cast		822	922	113	1	1,858 / 6,089	30.51%
Candidate	Party	Election Day	Advanced Voting	Absentee by Mail	Provisional	Total	
Glen A. Cheney (I)		694	788	93	0	1,575	
Total Votes		694	788	93	0	1,575	
		Election Day	Advanced Voting	Absentee by Mail	Provisional	Total	
Unresolved Write-In		1	1	0	0	2	

Judge - Superior Court - Atlantic Judicial Circuit (Stewart) (Vote for 1) NP

Precincts Reported: 1 of 1 (100.00%)

		Election Day	Advanced Voting	Absentee by Mail	Provisional	Total	
Times Cast		822	922	113	1	1,858 / 6,089	30.51%
Candidate	Party	Election Day	Advanced Voting	Absentee by Mail	Provisional	Total	
D. Jay Stewart (I)		733	834	98	0	1,665	
Total Votes		733	834	98	0	1,665	
		Election Day	Advanced Voting	Absentee by Mail	Provisional	Total	
Unresolved Write-In		1	1	1	0	3	

Judge - State Court of Evans County (Vote for 1) NP

Precincts Reported: 1 of 1 (100.00%)

		Election Day	Advanced Vot	Absentee by	Provisional	Total	
Times Cast		822	922	113	1	1,858 / 6,089	30.51%
Candidate	Party	Election Day	Advanced Voting	Absentee by Mail	Provisional	Total	
Ron Hallman (I)		721	817	97	0	1,635	
Total Votes		721	817	97	0	1,635	
		Election Day	Advanced Voting	Absentee by Mail	Provisional	Total	
Unresolved Write-In		4	6	1	0	11	

County BOE At Large (Vote for 1) NP

Precincts Reported: 1 of 1 (100.00%)

		Election Day	Advanced Vot	Absentee by	Provisional	Total	
Times Cast		822	922	113	1	1,858 / 6,089	30.51%
Candidate	Party	Election Day	Advanced Voting	Absentee by Mail	Provisional	Total	
Durell Lynn (I)		684	801	94	0	1,579	
Total Votes		684	801	94	0	1,579	
		Election Day	Advanced Voting	Absentee by Mail	Provisional	Total	
Unresolved Write-In		21	9	1	0	31	

County BOE Dist 1 (Vote for 1) NP

Precincts Reported: 1 of 1 (100.00%)

		Election Day	Advanced Vot	Absentee by	Provisional	Total	
Times Cast		43	72	20	0	135 / 698	19.34%
Candidate	Party	Election Day	Advanced Voting	Absentee by Mail	Provisional	Total	
Barbara Murphy (I)		35	65	17	0	117	
Total Votes		35	65	17	0	117	
		Election Day	Advanced Voting	Absentee by Mail	Provisional	Total	
Unresolved Write-In		2	0	0	0	2	

County BOE Dist 3 (Vote for 1) NP

Precincts Reported: 1 of 1 (100.00%)

		Election Day	Advanced Vot	Absentee by	Provisional	Total	
Times Cast		168	177	11	1	357 / 1,044	34.20%
Candidate	Party	Election Day	Advanced Voting	Absentee by Mail	Provisional	Total	
Huey "Bo" Eason		150	157	9	1	317	
Total Votes		150	157	9	1	317	
		Election Day	Advanced Voting	Absentee by Mail	Provisional	Total	
Unresolved Write-In		1	1	0	0	2	

County BOE Dist 5 (Vote for 1) NP

Precincts Reported: 1 of 1 (100.00%)

		Election Day	Advanced Vot	Absentee by	Provisional	Total	
Times Cast		213	246	29	0	488 / 1,209	40.36%
Candidate	Party	Election Day	Advanced Voting	Absentee by Mail	Provisional	Total	
William (Ed) Mosley (I)		96	131	20	0	247	
Greg Threatte		113	111	7	0	231	
Total Votes		209	242	27	0	478	
		Election Day	Advanced Voting	Absentee by Mail	Provisional	Total	
Unresolved Write-In		0	0	0	0	0	

Altamaha Regional District TSPLOST (Vote for 1) NP

Precincts Reported: 1 of 1 (100.00%)

		Election Day	Advanced Vot	Absentee by	Provisional	Total	
Times Cast		822	922	113	1	1,858 / 6,089	30.51%
Candidate	Party	Election Day	Advanced Voting	Absentee by Mail	Provisional	Total	
Yes		535	614	68	0	1,217	
No		261	265	35	1	562	
Total Votes		796	879	103	1	1,779	
		Election Day	Advanced Voting	Absentee by Mail	Provisional	Total	
Unresolved Write-In		0	0	0	0	0	

Evans County Sunday Sales (Vote for 1) NP

Precincts Reported: 1 of 1 (100.00%)

		Election Day	Advanced Voting	Absentee by Mail	Provisional	Total	
Times Cast		822	922	113	1	1,858 / 6,089	30.51%
Candidate	Party	Election Day	Advanced Voting	Absentee by Mail	Provisional	Total	
Yes		465	484	43	0	992	
No		335	413	60	1	809	
Total Votes		800	897	103	1	1,801	
		Election Day	Advanced Voting	Absentee by Mail	Provisional	Total	
Unresolved Write-In		0	0	0	0	0	

Hagan - Sunday Sales by the Drink (Vote for 1) NP

Precincts Reported: 1 of 1 (100.00%)

		Election Day	Advanced Voting	Absentee by Mail	Provisional	Total	
Times Cast		100	86	13	0	199 / 601	33.11%
Candidate	Party	Election Day	Advanced Voting	Absentee by Mail	Provisional	Total	
Yes		58	46	6	0	110	
No		39	37	6	0	82	
Total Votes		97	83	12	0	192	
		Election Day	Advanced Voting	Absentee by Mail	Provisional	Total	
Unresolved Write-In		0	0	0	0	0	

Hagan - Alcohol Sales by the Drink (Vote for 1) NP

Precincts Reported: 1 of 1 (100.00%)

		Election Day	Advanced Voting	Absentee by Mail	Provisional	Total	
Times Cast		100	86	13	0	199 / 601	33.11%
Candidate	Party	Election Day	Advanced Voting	Absentee by Mail	Provisional	Total	
Yes		66	50	6	0	122	
No		31	34	6	0	71	
Total Votes		97	84	12	0	193	
		Election Day	Advanced Voting	Absentee by Mail	Provisional	Total	
Unresolved Write-In		0	0	0	0	0	

Hagan - Sunday Package Sales (Vote for 1) NP

Precincts Reported: 1 of 1 (100.00%)

		Election Day	Advanced Voting	Absentee by Mail	Provisional	Total	
Times Cast		100	86	13	0	199 / 601	33.11%
Candidate	Party	Election Day	Advanced Voting	Absentee by Mail	Provisional	Total	
Yes		58	48	5	0	111	
No		40	37	7	0	84	
Total Votes		98	85	12	0	195	
		Election Day	Advanced Voting	Absentee by Mail	Provisional	Total	
Unresolved Write-In		0	0	0	0	0	

